


PLANTING SET (SINGLE-DOUBLE)



TECHNICAL DETAILS - SINGLE PLANTING SET



Capacity
400 tray/hour



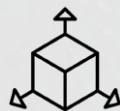
Voltage
380 V



Frequency
50 Hz



Power
0,25 kW


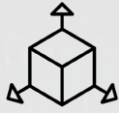






Dimensions
Width: 500 mm
Length: 10200 mm
Height: 1950 mm



Weight
200 kg

TECHNICAL DETAILS - DOUBLE PLANTING SET

	Capacity 800 tray/hour		Dimensions Width: 1500 mm Length: 10200 mm Height: 1950 mm
	Volt 380 V		
	Frequency 50 Hz		Weight 450 kg
	Power 0,75 kW		

TECHNICAL SPECIFICATIONS

SINGLE PLANTING SET

- It is integrated in the tray filler machine.
- It is used for seedling transfer.
- The trays which are filled in machine, passes into planting band.
- Band stops when tray comes under piercer and seedling holes are pierced simultaneously with pneumatic system.
- Band works and stops again when second tray comes. In this moment, workers plant a line of seedlings into seedling holes.
- In this system 5 or 6 workers work. Every worker plants one line of the tray.
- When the planting is done, tray passes to watering band.

DOUBLE PLANTING SET

- There is two planting sets and additional distributor band.
- It is used for seedling transfer.
- The trays which come from tray filler machine are respectively transferred to the left band and the right band.
- In the piercers, the holed trays stop at the front of the worker, in this moment the planting is done, and it walks again, this process is same for both bands. At the end of the system, watered trays are shipped.